


Google Translate, aka your language barrier best friend!—iPhone Edition

- Translate between 103 languages by typing or talking
- Tap to Translate: Copy text in any app and your translation pops up
- Offline: Translate 59 languages (including Spanish) when you have no Internet
- Instant camera translation: Use your camera to translate text instantly in 38 languages
- Camera Mode: Take pictures of text for higher-quality translations in 37 languages
- Conversation Mode: Two-way instant speech translation in 32 languages
- Handwriting: Draw characters instead of using the keyboard in 93 languages
- Phrasebook: Star and save translations for future reference in any language

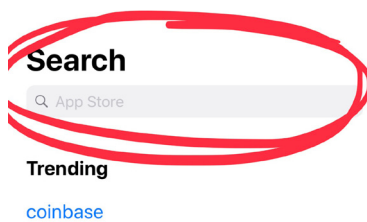
This is an excellent tool to use to communicate with herders. And now you don't even need cell phone or wifi service to translate English to Spanish or Spanish to English.

To Install for iPhone:


Go to the App's store on your phone. It looks like this:



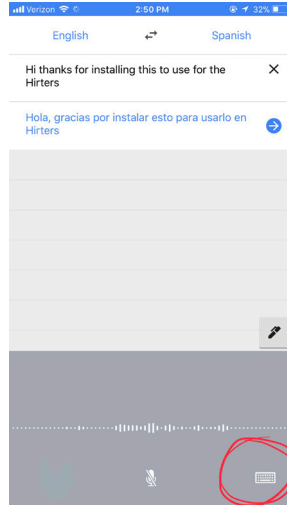
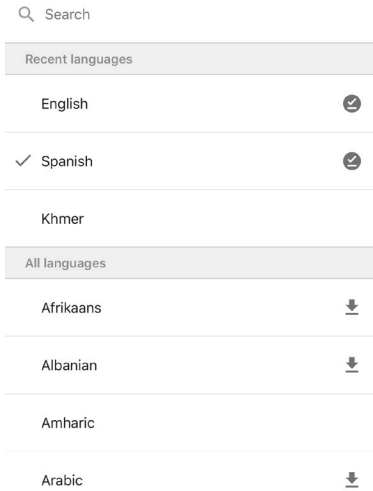
Next you are going to use the bar by the Z to search for “Google Translate”



and it will bring up several things. You want the one that is actually called Google Translate. It has this logo:



Download it and now you are to translate. You can change the languages by clicking on them and it will bring up a list. You can either type in what you want to say:



Or use voice recognition to talk to it:



Then just hit the play button to have your device speak the translation to someone else.

